

Portfolio by Sharron A. Scott



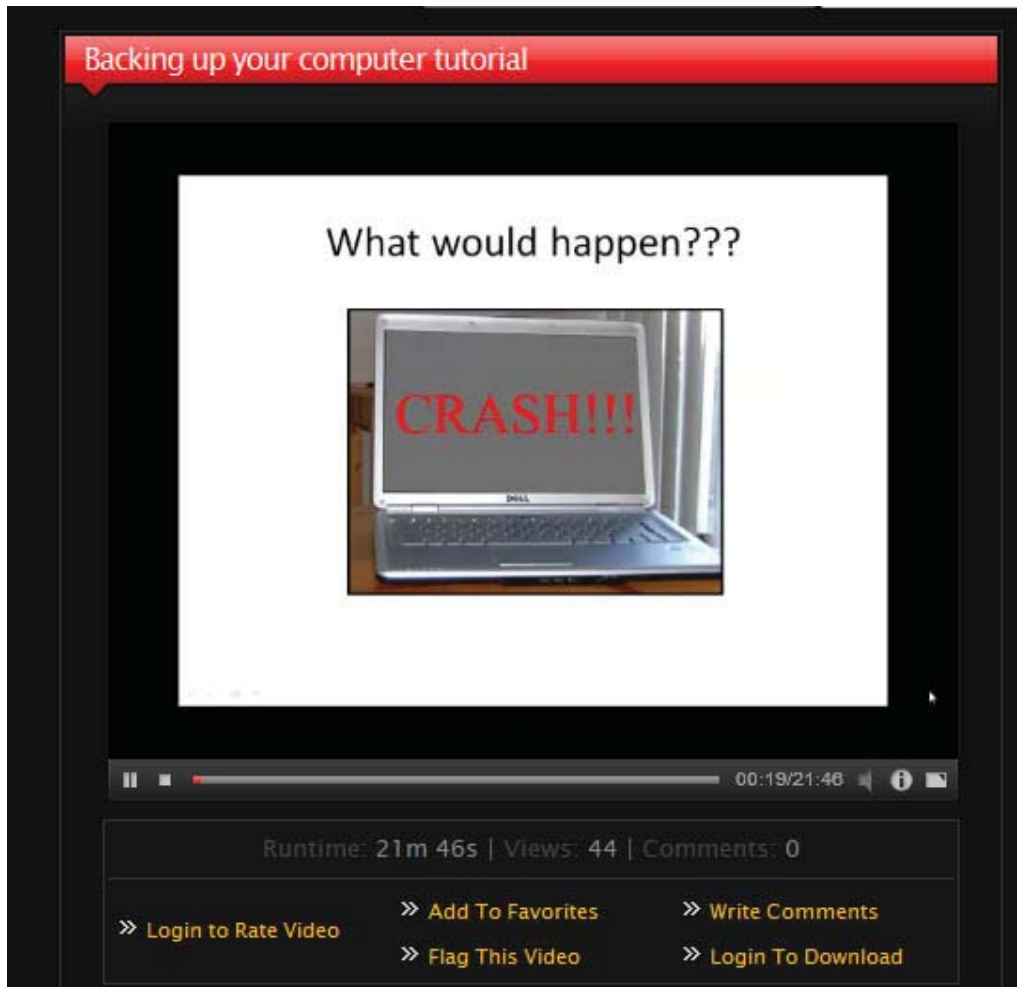


Table of Contents

Website and Blog.....	2
Online Video Tutorial	3
Short Stories for Reading Comprehension	4
Example Posters.....	5
Example Worksheet.....	6
Article: Nine Ways for Teachers to Make Extra Money	7-8

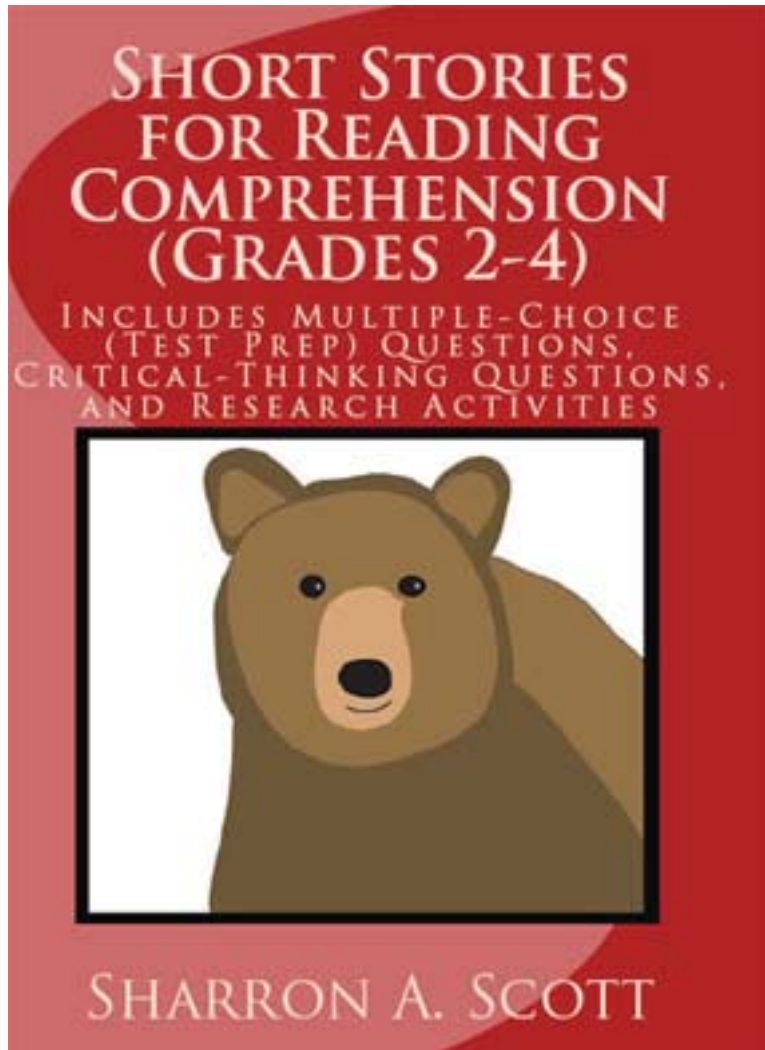
Online Video Tutorial: How to back up your computer (Created with Camtasia)



<http://cedvideo.ncsu.edu/video/2504/Backing-up-your-computer-tutorial>

I created this tutorial about how to back up your computer for my instructional technology graduate school class. I created this tutorial using Camtasia, Photoshop, and PowerPoint. I created all of the graphics and images.

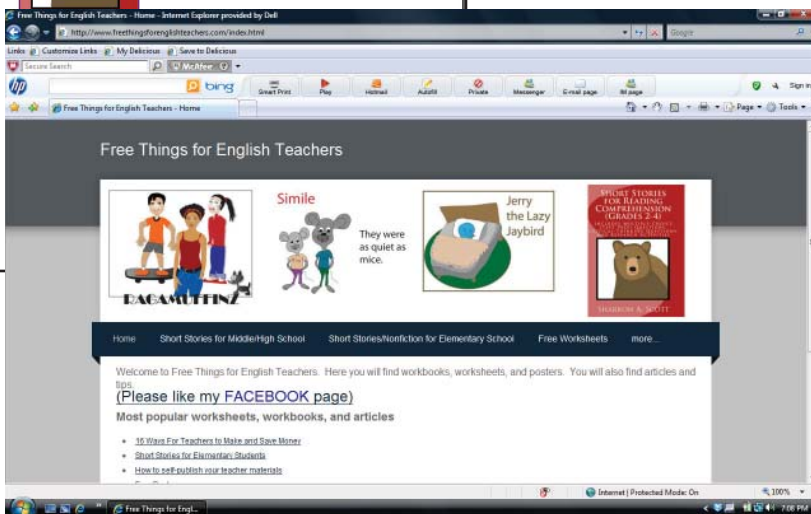
Short Stories for Reading Comprehension



This is a book that I recently self-published. I wrote and illustrated the book. The book features ten short stories along with multiple-choice questions, critical-thinking questions, and research activities.

Click the following link to view an excerpt: <http://www.teacherscoffeehouse.com/freeworksheets/familyvacation.pdf>

Teacher's Coffeehouse (Website)
Free Things for English Teachers (Website)
Free Things for Teachers (Blog)



These websites feature worksheets, workbooks, and posters that I created.

I created the website (including the illustrations.)

www.freethingsforenglishteachers.com

www.teacherscoffehouse.com

programs used: Dreamweaver, Weebly, Photoshop, Illustrator, Indesign

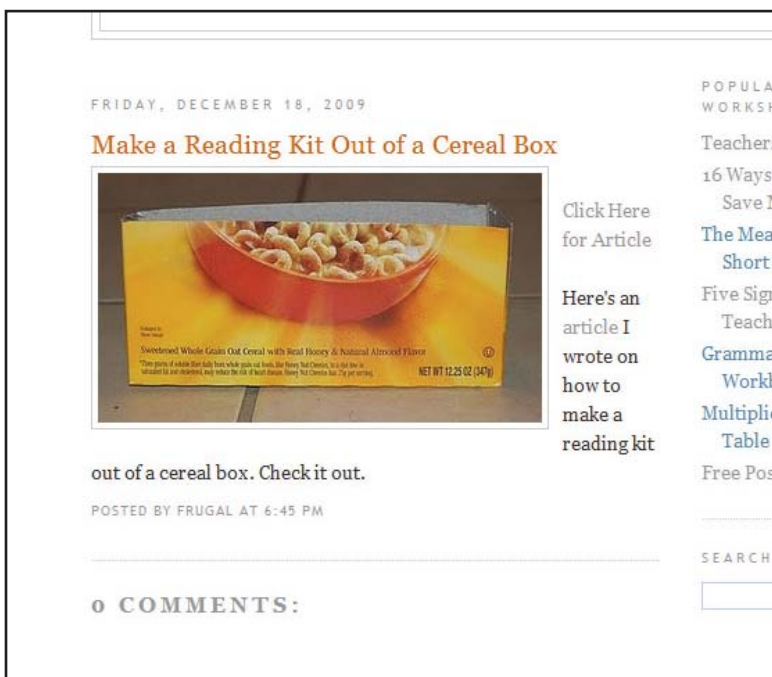
This blog features worksheets, workbooks, and posters.

I created the blog (including the illustrations.)

www.teacherscoffehouse.com

programs used: Photo-shop, Illustrator, Indesign

www.freethingsforteachers.com




Posters



This is an example of a poster that I created using Illustrator.

To view more posters, click on the following link:

Simile



They were
as quiet as
mice.

This is an example of a poster that I created using Illustrator and Indesign.

To view more posters, click on the following link:

This is a page from a grammar workbook that I created using Adobe InDesign. To view the entire workbook, click on the following link:

Quotation marks are used to show dialogue. (A dialogue is a conversation between two or more people.) We will learn how to punctuate statements with dialogue first.

① "I am very happy," said Jane.③
②

Remember the following three tips to punctuate statement dialogues correctly.

1. Put quotation marks around the person's spoken words.
2. If the person's spoken words come at the beginning of the sentence, use a comma after the person's spoken words.

Make sure that the comma is within the quotation marks. The following sentence is wrong because the comma is outside of the quotation marks: "I am very happy", said Jane.

3. Put a period at the end of the sentence.

Directions-Punctuate the following sentences correctly.

1. I am going to Food World said Mom
2. I hope that you buy me some strawberry Pop Tarts said Jane
3. I will buy you some Pop Tarts and some carrots too said Mom
4. I don't like carrots said Jane
5. Carrots are good for you said Mom
6. I am not going to eat the carrots said Jane
7. If you want the Pop Tarts, you will have to eat some carrots said Mom
8. I will eat the carrots said Jane
9. Make sure that you clean your room while I am gone said Mom
10. I will clean my room said Jane

**This is an article that I wrote for my blog,
www.freethingsforteachers.com**

Nine Ways for Teachers to Make Extra Money

"Teachers don't get paid enough" is what we constantly hear, but if you budget your money correctly and find ways to get paid for your expertise, you'll be able to keep the job you love and pay the mortgage.

1. Save Money Without Even Missing It When you pay off a bill or when you get your yearly raise, automatically have the money you saved or made transferred to your savings account. For example, when I paid off my computer loan, I had the \$75.00 that I saved automatically transferred to my savings account. I didn't even miss it.

2. Join the State Employees Credit Union If you haven't already, make sure that you become a member of your State Employees Credit Union. My credit card through the credit union only has a 10% interest rate. Also, they have great perks. For instance, in North Carolina, if you make less than 40,000, you can get your taxes done for free.

3. Get your Side Hustle On Use your expertise in education to make EXTRA money. Just because teachers don't get paid much doesn't mean your services aren't valuable in the "real" world. For example, I signed up as an editor at Enotes.com, and I can make 25.00-60.00 extra a month by answering questions about literature or uploading worksheets that I created for my students. Check out my site for more info:

<http://freethingsforteachers.blogspot.com/2009/06/make-extra-2500-5000-month.html>

You can also sell your work at: <http://www.teacherspayteachers.com/>

4. Find sites that offer FREE STUFF There are many sites like <http://www.freethingsforteachers.com/> that cater to teachers. <http://www.enotes.com/> is another site that offers free worksheets and lesson plans for teachers. www.teacherspayteachers.com is another site that offers free worksheets for teachers. Also, find free **POSTERS** at this site.

5. Write a Book or a Workbook There are many places where you can self-publish books for little or no money. Check out: <http://www.createspace.com/>

6. Teach Online In some states, there are virtual high schools that offer courses throughout the year and during the summer. They pay around \$200 per student. If you live in North Carolina check out: www.ncvps.org

7. Stop Buying New Books You can buy books that are in great condition at a fraction of the price at <http://www.amazon.com/>

8. Stop Paying Full Price for Software There are several sites that offer up to 75% off on popular software, including Microsoft and Adobe. Check out this article for more information:

<http://freethingsforteachers.blogspot.com/2009/06/software-for-75-off.html>

If 75% off isn't enough of a discount for you, you can get free open source software at: <http://www.gimp.org/>

9. Give to Other As a Christian, I believe in tithing 10% of my income. I try to donate 10% of my income to a local Christian charity every month. I always feel better about my finances when I am helping others.